

ALEAS

Agile & Lean Solutions 

ALEAS BOARD

RELEASE #2023-05

WHAT IS NEW?

ALEAS BOARD RELEASE #2023-05

Dear ALEAS Board user,

we proudly present: IntelliFrames, our new auto-generated customizable templates! This feature has been developed per many client requests with the help of our STAGILE® Coaches. It allows you to create e.g. a Sprint and Masterplan or project timeline in less than five minutes with the help of our new IntelliFrame Wizard.

What's included in the new release:

added

- **IntelliFrames:** Agile planning has never been so easy! You can now design Sprints and Masterplans or spreadsheets for your team or project with just a few clicks using the new IntelliFrame Wizard, a special template editor. You can easily change the time frame, individualize your template with custom columns and quickly adapt each row according to your requirements. Calendar weeks and the “today” line are automatically displayed.
- **Dashboard view:** Switch between tile view and list view with just one click. In addition, the “last modified” date is now visible for every board.
- **New templates:** We have added several new templates to the Template Manager. Start your workshops with a fun ice breaker using the “Introduction Game” template, improve your after action reviews with the “Project Excellence” template or use the new “Agile Values & Principles” template as a reminder for your team to focus on the agile core elements.

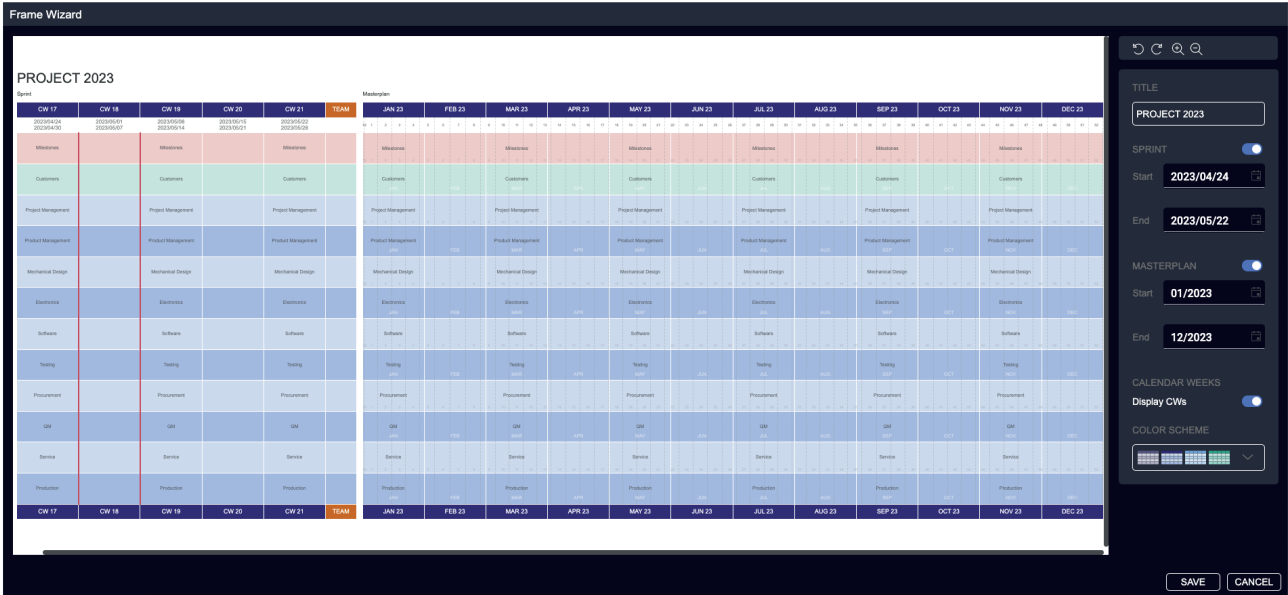
For detailed information on all ALEAS Board tools and features have a look at aleasboard.com.

As always we appreciate your ideas, suggestions and feedback!
You can contact us at support@aleas.li.

All the best,
the team at ALEAS

INTELLIFRAMES

ALEAS BOARD RELEASE #2023-05

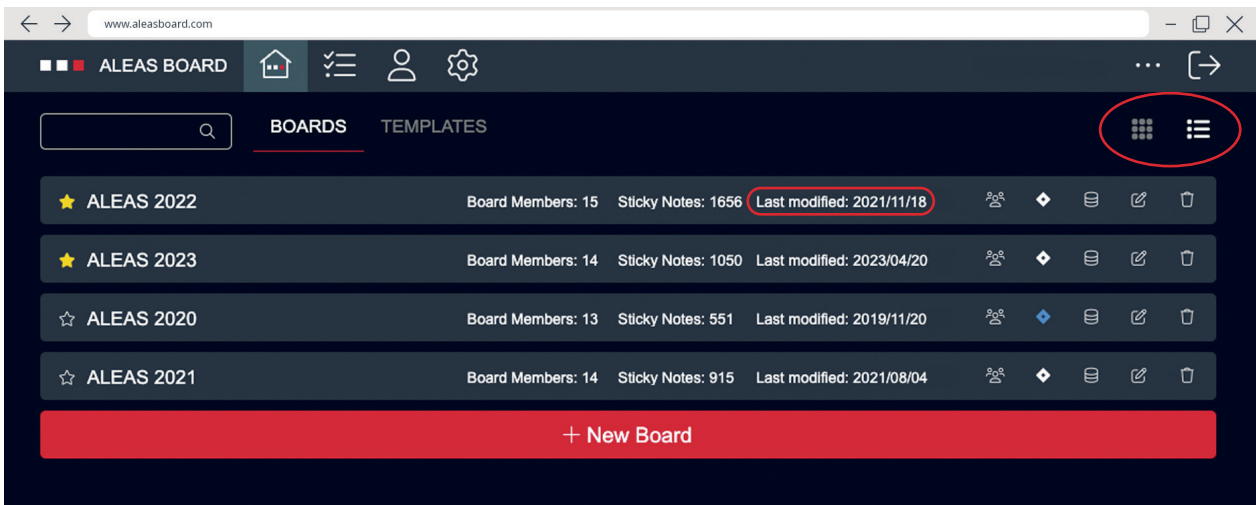
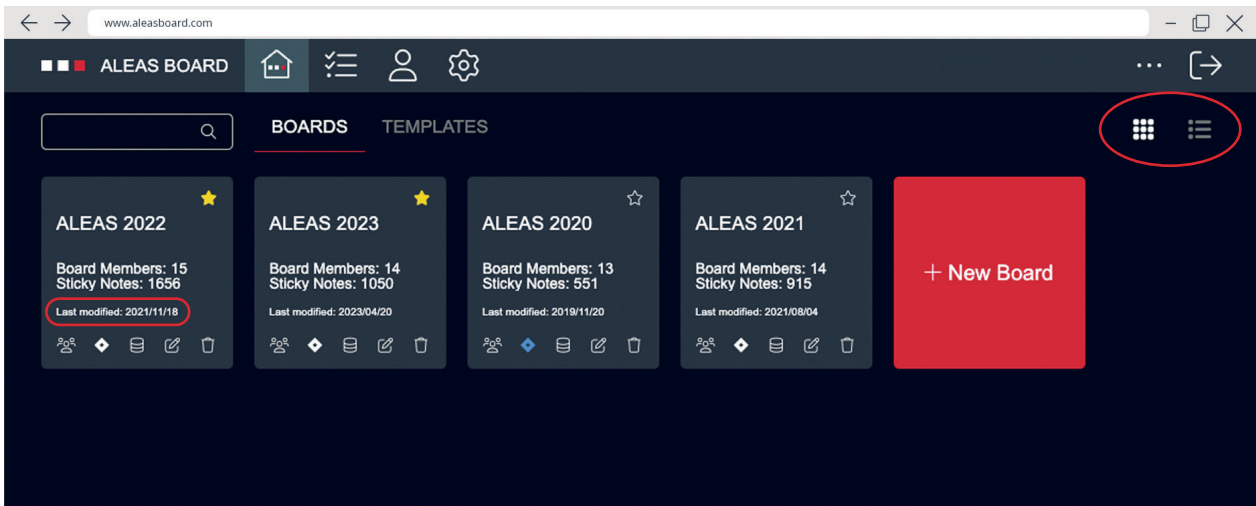


Our new IntelliFrames are special templates, which can be designed in the IntelliFrame Wizard. Instead of having to painstakingly create new templates based on your requirements or spending a lot of time to modify existing templates you can now simply define the parameters in the Frame Wizard, and your IntelliFrame will be created automatically.

- The very first IntelliFrame has been included in the current release: A Sprint and Masterplan, which has been designed based on the STAGILE® framework and is ideal for agile hybrid project planning.
- It is now possible to create a customized Sprint and Masterplan with just a few clicks. Users can easily adapt the time frame (weeks in the Sprint and months in the Masterplan), add swimlanes or custom columns, adapt the size of each row and column exactly to the requirements, enable or disable calendar weeks, change the color scheme, etc.
- The current week is automatically highlighted in the Sprint plan, so everyone knows which stickies are relevant during the Scrum meeting.
- More IntelliFrames and additional features, such as the anchoring of sticky notes to the timeline, will be included in later releases.

DASHBOARD VIEW

ALEAS BOARD RELEASE #2023-05



- You can now choose between two views in your Dashboard: the classic tile view or the list view, which is ideal for smaller screens. Two new buttons in the top right corner allow you to switch between views with just one click.
- In addition we have added a new feature to the board tile. The “last modified” date is now displayed for all boards.

NEW TEMPLATES


ALEAS BOARD RELEASE #2023-05

We have added a variety of new templates to the Template Manager, which are available for all ALEAS Board users. Most of the new templates can be edited using the integrated Template Editor.

The new templates include for example:

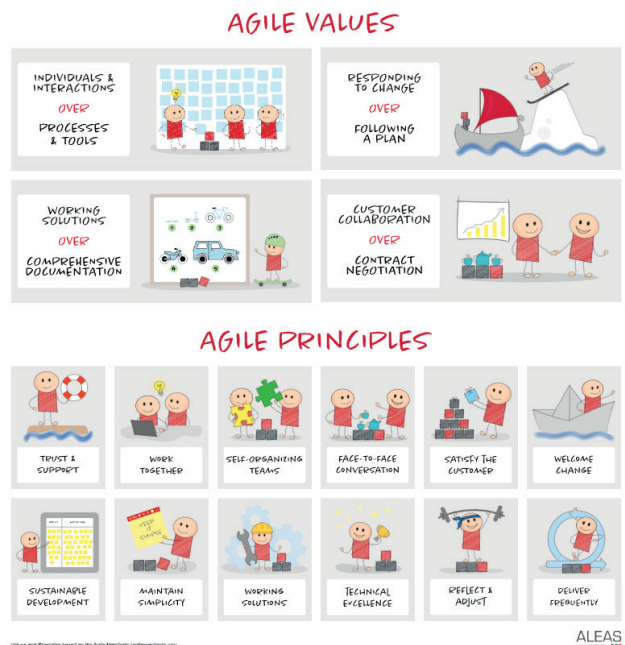
Retrospective: Project Excellence

This after action review can be used at the end of a project and allows your team to assess the results and maximize your learnings.



Agile Values and Principles

Compact overview of the 4 Agile Values and 12 Agile Principles (based on the Agile Manifesto).



Introduction Game

This ice breaker template can be used at the beginning of a workshop or meeting for a quick introduction round, where everybody gets acquainted.

Name	Role in the project	Professional Life	Private Life

INTRODUCTION GAME © ALEAS AG

INSTRUCTIONS
 1. Ask each participant to introduce themselves in the team session (5-10 min). Use the Full Name in the first row.
 2. Ask each participant to fill in the role in the project and the role in their current job, as well as the project in the role.
 3. Ask each participant to fill in the professional and private life in the last two columns. It is not necessary to fill in every cell.
 4. Discuss the results and any interesting findings.
 Total time: 15 min.