

AGILE PLANNING & TEAM COLLABORATION

ALEAS Board Release

#2024-10



New Release

INTRODUCING THE NEW ALEAS BOARD DESIGN

Dear ALEAS Board user,

we are very excited to announce that a new ALEAS Board release is scheduled for next week – which will include a complete redesign of the ALEAS Board, offering a fresh, modern look and an enhanced user experience. While the core functionalities remain familiar, the updated layout and refined visual elements will help you navigate the board more easily and perform your tasks with greater efficiency. In addition, we have also added some completely new features.

What's included in the new release:

added

- **Sticky Toolbox:** Pre-define up to three sticky notes with different colors and owners.
- **Expanded Right Sidebar:** The Lens can now be expanded into a full sidebar view, displaying all the information contained within the sticky note.
- **Sticky Preview:** Preview sticky notes before placing them, ensuring precise positioning.
- **Sticky History:** Track important changes, such as status, color, assignments, etc. of the sticky.
- **Custom Avatars:** Personalize your profile with custom avatars.

improved

- **User Interface Design:** A new streamlined layout and logical grouping of tools will help you complete tasks more quickly and with fewer clicks.
- **Connection Lines:** The Connection Line feature is now always active, allowing for quicker linking between sticky notes.
- **New IntelliFrames:** Embed Power BI charts, websites or Excel spreadsheets directly into your board.
- **Presentation Mode:** Slight changes ensure a more intuitive experience.

Many of these new features are a result of your valuable feedback – thank you for your continued support and contributions. We hope you enjoy the new ALEAS Board!

As always, we appreciate ideas and suggestions! Please reach out to us anytime at support@aleas.li.

All the best,
your ALEAS Team

Re-Design

ALEAS BOARD RELEASE #2024-10



With a fresh, modern look, this update is all about enhancing your experience. Every element has been carefully reimagined in collaboration with our UI design experts to ensure a sleek interface that's easier to navigate.

While the visuals have changed, don't worry – the core features remain the same. We've just given them a new home, along with some improvements you'll love. Let's take a closer look at what's new and where to find it.

- **Streamlined Navigation:** The most frequently used tools (namely sticky notes, pen tool, and templates) are now conveniently located in the large bottom toolbar, which replaces the left-side toolbar. The templates section includes the Template Library, the SVG Editor, the IntelliFrame Library, and the Template Upload.
- **Enhanced Filter Bar:** The top filter bar has been expanded to include the Presentation Mode and the Info Bar.
- **Settings Menu:** PDF export, Jira import, and board settings can now be accessed by clicking the settings button next to the board title in the top-left corner.

Features & Improvements

ALEAS BOARD RELEASE #2024-10

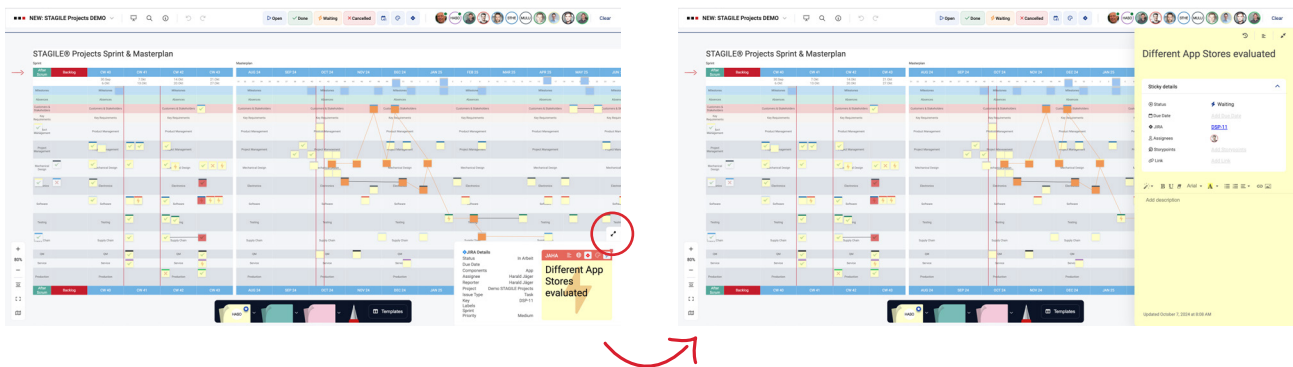
Sticky Toolbox



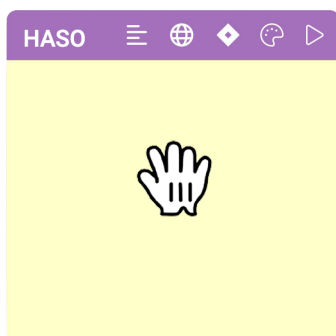
With the new Sticky Toolbox included in the bottom toolbar, you can pre-define three sticky notes with specific colors and owners. Choose one as your favorite. When you place a sticky using the right mouse click, it will always use the favorite preset. This makes it faster to create and organize stickies with the properties you want right from the start.

Expanded Right Sidebar

The Lens can now be expanded into a full sidebar by clicking the button at the top of the Lens. This new sidebar gives you a larger view of the sticky, along with all its details – such as the whole description, links, story points, due dates, and more. Plus, when you hover over different stickies, the sidebar updates instantly, so you can see all the key info at a glance!



Sticky Preview

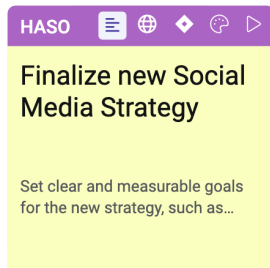


When adding new stickies to a board you can now see a preview of the sticky note while placing it, making it easier to position it exactly where you want. It's a small but powerful enhancement for precise sticky placement.

Features & Improvements

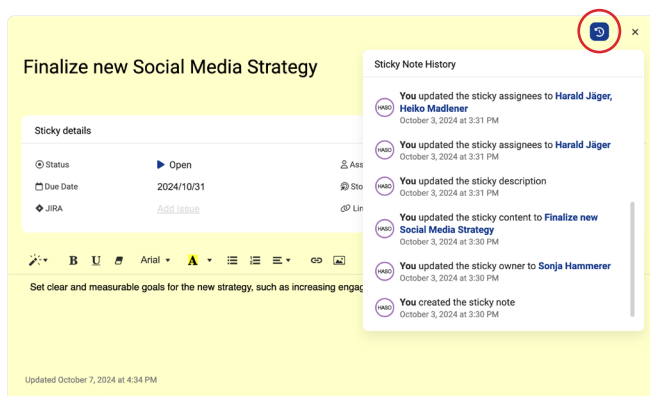
ALEAS BOARD RELEASE #2024-10

Sticky Notes



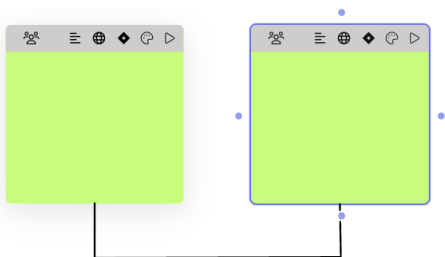
Sticky Description:

The new sticky design now displays a small preview of the description directly on the sticky. In addition, the description content is saved automatically as you type.



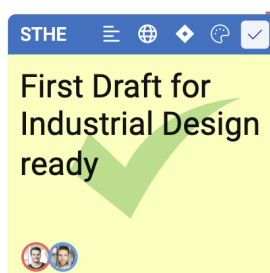
Sticky History: The button in the top-right corner of the description window lets you access the new Sticky History feature. You can track changes, see status updates, and find out who made edits – all in one place!

Improved Connection Lines



Connection lines are now always active. Whenever you click on a sticky, the four connection points will appear, allowing you to draw lines easily without having to enable a separate tool.

Custom Avatars

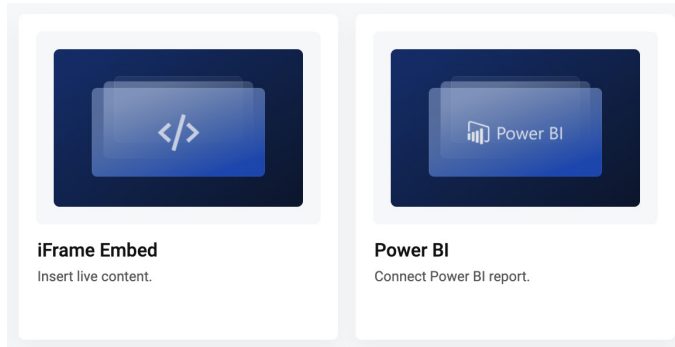


Users can now upload an avatar image in their user profile settings. Your avatar will be displayed on the sticky notes and in the filter bar, making collaboration more personalized.

Features & Improvements

ALEAS BOARD RELEASE #2024-10

New IntelliFrames



There are three new additions to our IntelliFrame Library:

- **Power BI Connector:** You can now embed live previews of Power BI charts directly into your board. The charts update in real time, so you always have the latest data at your fingertips. Admin and IT approval within your organization might be required for integrating Power BI.
- **Embedded Resources:** Add websites or Excel spreadsheets directly into the board using iframes for easy access to external resources. Changes will be displayed in real-time. Please note that Excel files can only be embedded using Excel Online, which provides an 'Embed' option under File → Share.
- **ALEAS Projects:** Can be activated for companies that use ALEAS Projects.

Upgraded Presentation Mode

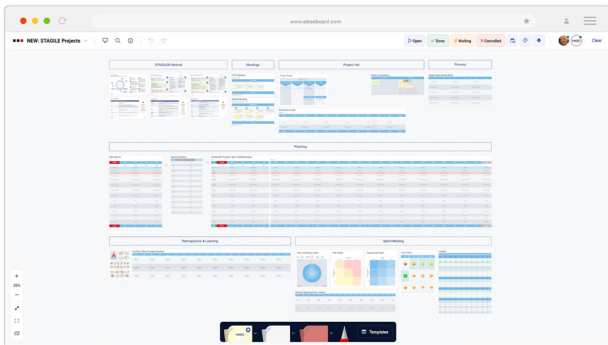
The Presentation Mode has received an upgrade to make it more intuitive and user-friendly:

- When someone starts a presentation, all other users will receive an invite to join.
- Presenters can now see the number of participants following them in the presenter toolbar.
- Participants can see who is presenting and can take over by pressing the "Take Over" button.
- If a participant moves away from the presentation, they will receive a notification with an option to return to the presenter. In the meantime, the participant can make changes without getting interrupted by the presenter.
- A red frame around the board now indicates when you are the Presenter.
- A red dot next to the user avatar in the Filter Bar indicates the Presenter; a blue dot marks the participants and a green dot is for active users who did not join Presentation Mode.
- The Scrum Clock is still available and can be found at the top when Presentation Mode is on.

New Template Boards

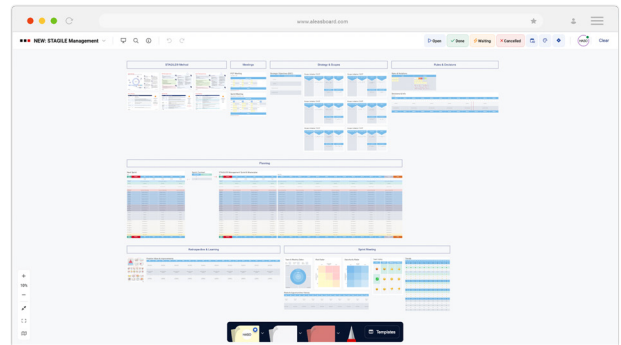
ALEAS BOARD RELEASE #2024-10

Not only our developers have been working hard on the new release, but our consulting team has also been busy creating new resources to support your work. We're excited to introduce four new template boards designed with optimized IntelliFrames to streamline your workflows and make your workday as easy as possible. These templates are built to be intuitive and efficient, helping you focus on what really matters – and of course you can customize all the elements according to your needs!



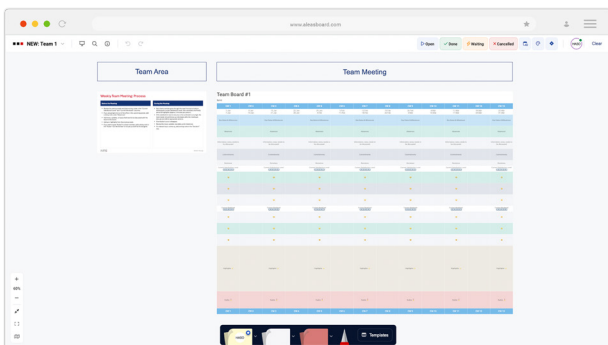
STAGILE® Projects

This board includes everything you need for successful projects: A Sprint and Masterplan template, risk and opportunity radars, team voting and trend sections, and an area dedicated to project-relevant information.



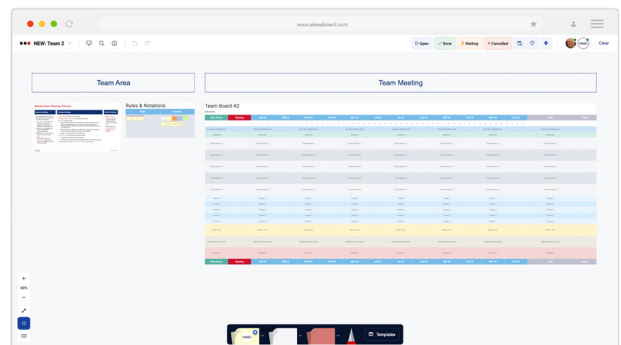
STAGILE® Management

A strategic-focused template designed specifically for management teams. It features sections for strategic objectives and scopes of every initiative, alongside a specialized Masterplan view tailored for high-level management planning.



Team 1

This template is crafted for short, weekly team meetings, emphasizing team well-being and collaboration. It includes a workload and satisfaction check, highlights and kudos. It also serves as a planner, tracking milestones and absences.



Team 2

A condensed agile template designed for small teams. It offers weekly Masterplan planning, along with sections for key updates, highlights, kudos, and important dates. It's the ideal tool to maintain an overview of the project progress.