

AGILE PLANNING & TEAM COLLABORATION

ALEAS Board Release

#2025-11



Release Note

INTRODUCING WORK RADAR

Dear ALEAS Board user,

We're excited to announce that a new ALEAS Board release is scheduled for November/December 2025 – bringing two major new features to help you visualize and manage your work, along with a few other improvements that will make your workflow smoother and more fun.

What's included in the new release:

- **Work Radar** brings together sticky notes from multiple Sprint and Masterplan templates into a single, time-based overview – helping you instantly see priorities, responsibilities, and upcoming deliverables across boards.
- **The Jira IntelliFrame** connects directly to your Jira project, displaying issues as organized sticky notes in a clear grid view.
- **Drag & Drop Sticky Attributes:** Add or update status, color, due date, or team members by simply dragging them from the filter bar onto a sticky – quick and intuitive.
- **Emoji Picker:** Add emojis directly to your text – perfect for highlighting ideas or adding visual cues.
- **Smart Due Date for Sprint & Masterplan:** See at a glance if your due date doesn't align with the calendar week.

New Templates

We've also added several new templates for agile planning and collaboration to the Template Manager. You can discover a few of them on the last page.

Many of these improvements are the result of your feedback. Thank you for your continued support and inspiration. We can't wait for you to try the new features!

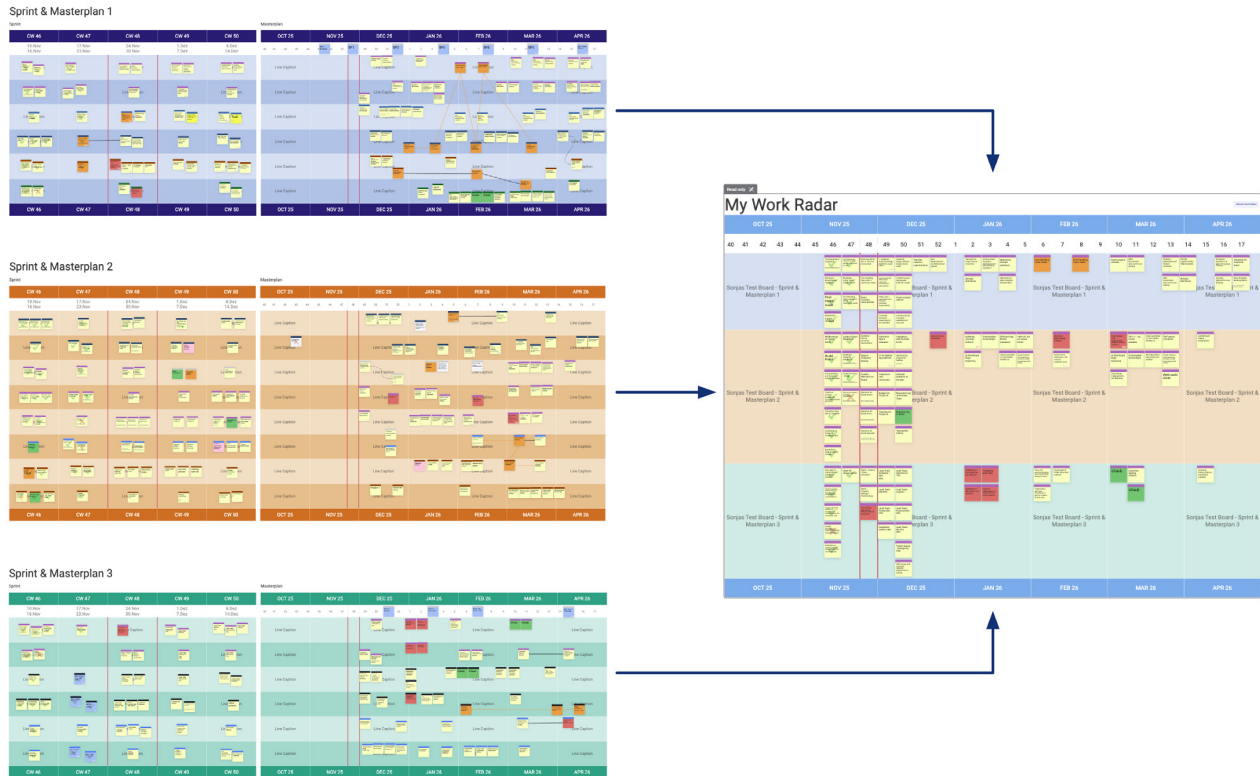
As always, we appreciate your ideas and suggestions. Please reach out to us anytime at support@aleas.li.

All the best,
your ALEAS Team



Work Radar

ALEAS BOARD RELEASE #2025-11



Work Radar is a new IntelliFrame that brings together sticky notes from multiple Sprint & Masterplans into one clean, time-based view – across any boards you choose. Designed for clarity and control, Work Radar gives you an instant overview of which deliverables have priority, who’s involved, and what’s on the horizon, without jumping between boards.

Your benefits:

- **Cross-board overview:** View all stickies from selected Sprint & Masterplan IntelliFrames across multiple boards in a single timeline – each displayed in its own row.
- **User focus:** Select one or several users to include all the stickies where they’re the Sticky Owner or a Supporter.
- **Smart placement:** Stickies are automatically positioned in the correct calendar week based on their original location in the source template – no manual rearranging required.
- **Quick access:** While stickies can’t yet be edited directly in Work Radar (this will be available in the next release), a simple right-click takes you straight to the original board.

With everything in one place, you can finally see your workload at a glance, identify overlaps early, and plan ahead with confidence. Whether you’re tracking team priorities or mapping your own schedule, Work Radar turns scattered information into a single, organized view of your work.

Please note: In Work Radar, stickies are displayed based on their position in the Sprint & Masterplan. The top-right corner of the sticky serves as the reference point. If the sticky’s right edge extends beyond the dividing line, it will appear in the following calendar week. Also, Sticky Binding must be enabled.

Jira IntelliFrame

ALEAS BOARD RELEASE #2025-11

Release Planning

V1.7	V1.8	V2.0	V2.1	V2.2	V2.3
Feature		Feature		Feature	
Bug		Bug		Bug	
Technical		Technical		Technical	
Security		Security		Security	
Performance		Performance		Performance	
Other		Other		Other	

The Jira IntelliFrame transforms your Jira issues into a clear, structured overview. If Jira Sync is activated for your board, you can simply select a Jira project, choose which properties to display as columns and rows, and optionally use a JQL filter to narrow the focus.

Once added to the board, all issues appear as sticky notes, automatically arranged in your defined layout. Changes made on the board are synced directly with Jira – and vice versa – ensuring your data stays fully up to date in both systems.

Your benefits:

- **Better overview:** Visualize your Jira issues in a clean, structured grid that makes relationships, priorities, and progress immediately clear.
- **Full flexibility:** Choose any Jira fields to define columns and rows – such as Responsible, Component, Status, Priority, or Issue Type.
- **Focused insight:** Use a JQL filter to display only the issues that matter most to your current planning or review.
- **HotSync:** Seamless, real-time synchronization between ALEAS Board and Jira.
- **Seamless collaboration:** Give your team a shared visual overview that helps align discussions, spot dependencies, and plan ahead efficiently.

With the Jira IntelliFrame, you can finally bridge the gap between your Jira data and your visual planning flow – turning complex issue lists into a structured, at-a-glance overview that moves with your team.

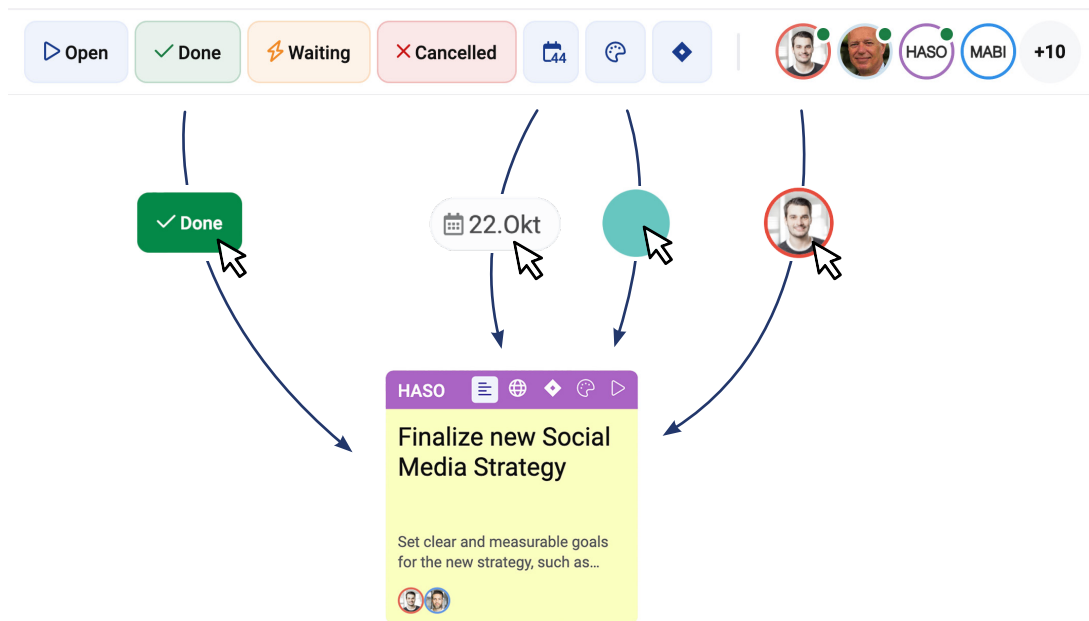
Additional Features

ALEAS BOARD RELEASE #2025-11

Set Sticky Attributes with Drag & Drop

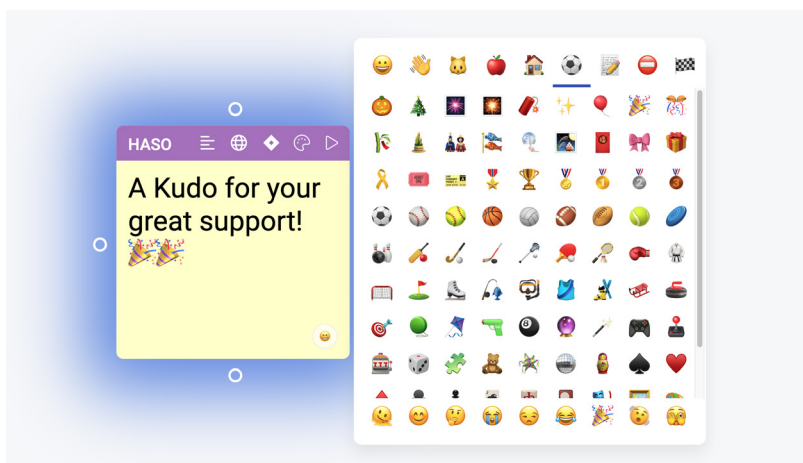
You can now add key information to your stickies with a simple drag & drop. From the filter bar, select a status, color, due date, or user (Sticky Owner) – then drag it onto a sticky to update it instantly.

In addition, you can place new stickies from the Sticky Toolbox directly onto the board with drag & drop.



Emoji Picker

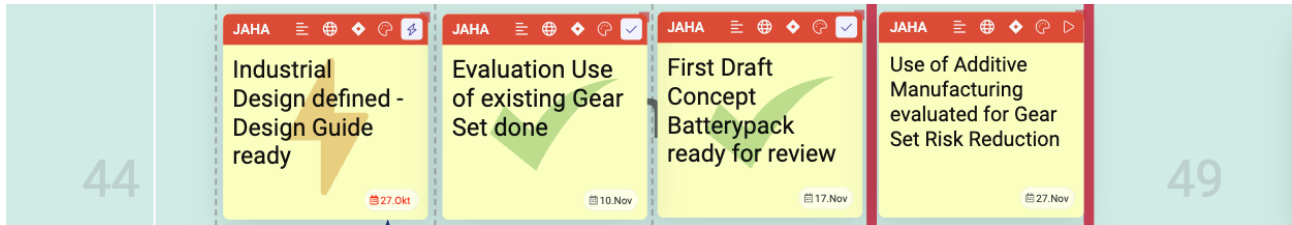
When adding text to a sticky, you'll now find an emoji picker in the lower-right corner. Open it to browse for emojis, and insert them directly into your sticky text – perfect for highlighting priorities, expressing ideas, or adding a touch of fun to your board!



Additional Features

ALEAS BOARD RELEASE #2025-11

Smart Due Date for Sprint & Masterplan



Now, when you add a due date to a sticky and place it on your Sprint & Masterplan IntelliFrame, you'll instantly see if it's in the wrong calendar week. If the due date doesn't match the calendar week column, it turns red — helping you spot scheduling mismatches at a glance.

New Templates

ALEAS BOARD RELEASE #2025-11

Persona Canvas	
Purpose	Role the Canvas is designed for
Main Responsibilities	Skill & Competencies
Success Criteria	Personality Traits
Challenges	Work Style
Interactions	Possible Candidates
KPIs	Time Commitment

The Role Canvas helps clearly define roles within a team and make expectations visible. Each role is considered in a structured way – including tasks, responsibilities, key interfaces, and required competencies. The fields in the canvas, starting with the purpose, are filled out individually or as a team and then reviewed together. This process creates clarity, mutual understanding, and transparency around role expectations. The canvas is especially useful when forming new teams, during role transitions, or for ongoing role development.

Persona Canvas

The Role Canvas helps clearly define roles within a team and make expectations visible. Each role is considered in a structured way – including tasks, responsibilities, key interfaces, and required competencies. The canvas is especially useful when forming new teams, during role transitions, or for ongoing role development.

Planning Poker			
User story to be voted on:			

The Planning Poker template is a collaborative tool for Agile teams to estimate effort on tasks or user stories. Each team member selects a point value that represents their estimate. Once all votes are in, the team discusses discrepancies and works toward a consensus. Use this template to promote balanced discussions and improve estimation accuracy.

Planning Poker

The Planning Poker template is a collaborative tool for agile teams to estimate effort on tasks or user stories. Use this template to promote balanced discussions and improve estimation accuracy.

Milestone/Gate Lessons Learned			
Highlights 🟢	Painpoints 🟠	To Be Improved for MS+1 Phase	Recommendations for Other Teams Ahead of MSx 🟡
Communication & Meetings		Communication & Meetings	
Roles & Responsibilities		Roles & Responsibilities	
X-Functional Team, Collaboration & Team Spirit		X-Functional Team, Collaboration & Team Spirit	
Planning & Execution (Getting Things Done)		Planning & Execution (Getting Things Done)	
Pro-active Risk Management & Mitigation Actions		Pro-active Risk Management & Mitigation Actions	
Stakeholder & Customer Integration		Stakeholder & Customer Integration	
Tools & Processes		Tools & Processes	
Scope, Requirements & Change Management		Scope, Requirements & Change Management	
Quality & Testing		Quality & Testing	
Other		Other	

Milestone/Gate Lessons Learned

This retrospective template provides a structured way to reflect on your project phase. It helps teams collect and organize experiences across key topics such as communication, planning, quality, and collaboration — ensuring that lessons learned turn into actionable improvements and recommendations for other teams.