

AGILE PLANNING & TEAM COLLABORATION

# ALEAS Board Release

#2023-09



# What is new?

ALEAS BOARD RELEASE #2023-09

Dear ALEAS Board user,

we are very excited to announce a new release including two new IntelliFrames as well as a completely new feature we call “Sticky Binding”. More details below!

What's included in the new release:

## # added

- **IntelliFrames: New features and additions**
  - **IntelliFrame Library:** Our collection of IntelliFrames, which were introduced in the last release, will be continuously growing in the future, which is why you can now find all our IntelliFrames in a separate library (look for the new icon in the Template toolbar).
  - **Agenda IntelliFrame:** With this new IntelliFrame you can create a customized agenda for your meeting or workshop in no time! Adjust dates, time frames and time increments with just a few clicks. In addition, the current time will automatically be indicated.
  - **Spreadsheet IntelliFrame:** Another new addition to the IntelliFrame library is the Spreadsheet. It's very easy to set up and can be adapted for a variety of use cases.
  - **Sticky Binding:** This new feature can be found in the Sprint & Masterplan IntelliFrame. All stickies placed on the template will be anchored to their current position and will automatically be moved if you modify the columns or rows – incredibly useful when adjusting your project template! Sticky Binding will be added to other IntelliFrames in future releases.
- **Unlimited Assignees:** You can now add an unlimited number of assignees to any sticky and make sure that everyone knows where their responsibilities lie. To add the whole team just use the new “Add all users as assignees” button.
- **Search Team Members:** When adding users to your sticky you can now find team members faster with the new search bar.

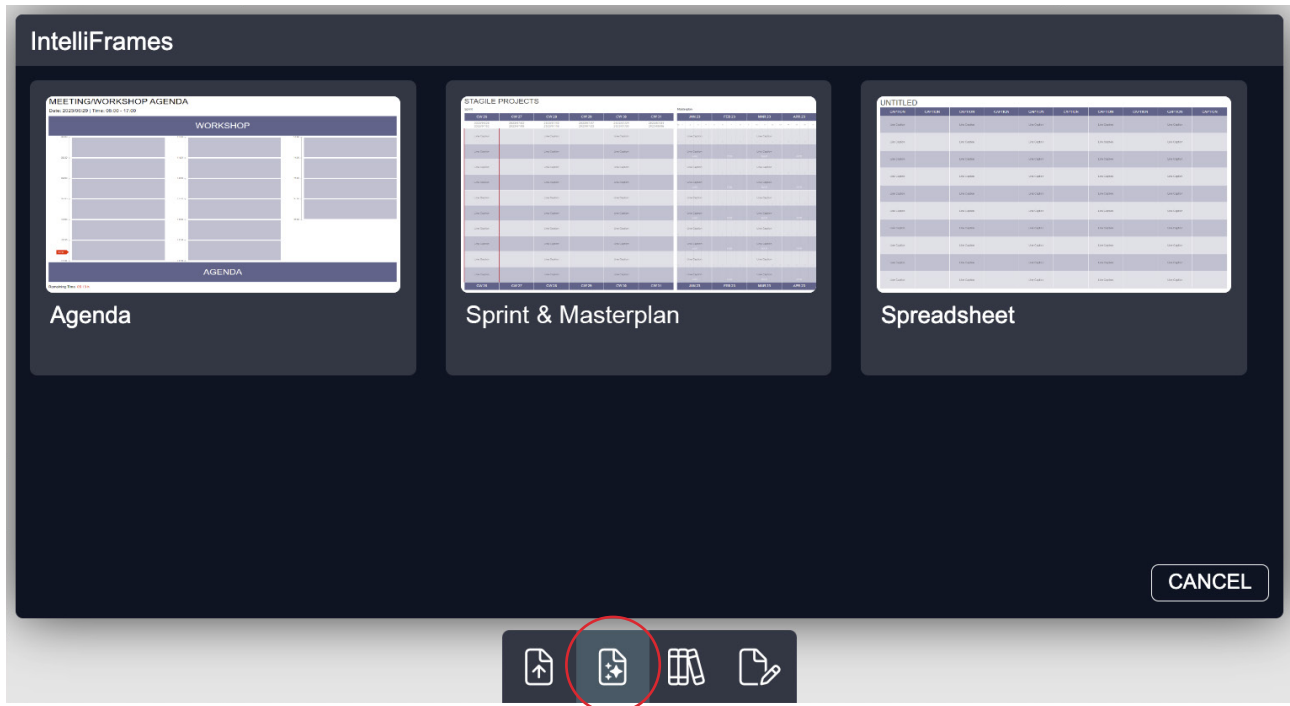
For detailed information on all tools and features have a look at [aleasboard.com](https://aleasboard.com).

As always we appreciate your ideas, suggestions and feedback!  
You can contact us at [support@aleas.li](mailto:support@aleas.li).

All the best,  
the team at ALEAS

# IntelliFrame Library

ALEAS BOARD RELEASE #2023-09



All IntelliFrames can now be found in a separate IntelliFrame Library in the Template toolbar (next to the Template Manager), which we will be continuously growing in the future.

Our new IntelliFrames are special templates which – as the name suggests – are equipped with special “intelligence” just like the IntelliSticky.

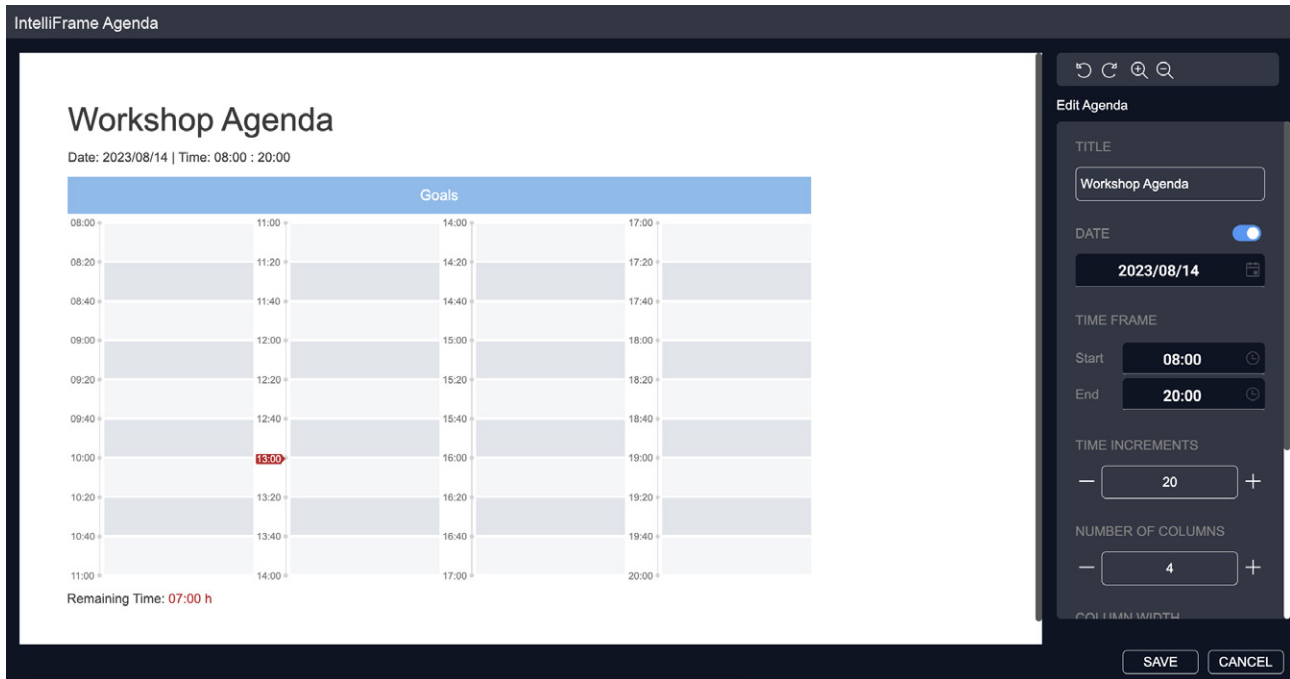
In total there are currently three IntelliFrames available:

- **Agenda IntelliFrame** for meeting and workshop agendas
- **Sprint & Masterplan IntelliFrame** for agile project planning
- **Spreadsheet IntelliFrame** for basic tables

You can create a new IntelliFrame by opening up the selected template in the IntelliFrame Library, adjusting the parameters and placing the new frame on the board. Depending on the IntelliFrame selected there will be different settings available.

# Agenda IntelliFrame

ALEAS BOARD RELEASE #2023-09



Agenda templates are needed for almost every meeting or workshop and take a lot of time to customize using traditional tools. With our new Agenda IntelliFrame (which you can find in the IntelliFrame Library) you can create a new agenda in a very short amount of time.

The available parameters include:

- title
- date (optional)
- time frame (start and end time)
- time increments (between 5 and 60 minutes)
- number of columns
- column width
- header and/or footer (optional)
- color scheme

**13:00**

A time indicator will automatically be displayed for all agendas. The time will correspond to your time zone settings.

# Spreadsheet IntelliFrame

ALEAS BOARD RELEASE #2023-09

The screenshot displays the 'IntelliFrame Spreadsheet' application. The main area shows a table titled 'Project Plan' with 10 columns and 10 rows. The first row has blue headers labeled 'CAPTION'. Subsequent rows have alternating light blue and white cells, each containing the text 'Line Caption'. To the right is a 'Edit Spreadsheet' sidebar with the following controls:

- TITLE:** A text input field containing 'Project Plan'.
- HEADER & FOOTER:** A section with a 'Display Footer' toggle switch that is currently turned on.
- NUMBER OF COLUMNS:** A numeric input field set to '10', with minus and plus buttons for adjustment.
- NUMBER OF ROWS:** A numeric input field set to '10', with minus and plus buttons for adjustment.
- COLOR SCHEME:** A dropdown menu showing three color palette options.
- Buttons:** 'SAVE' and 'CANCEL' buttons at the bottom right of the sidebar.

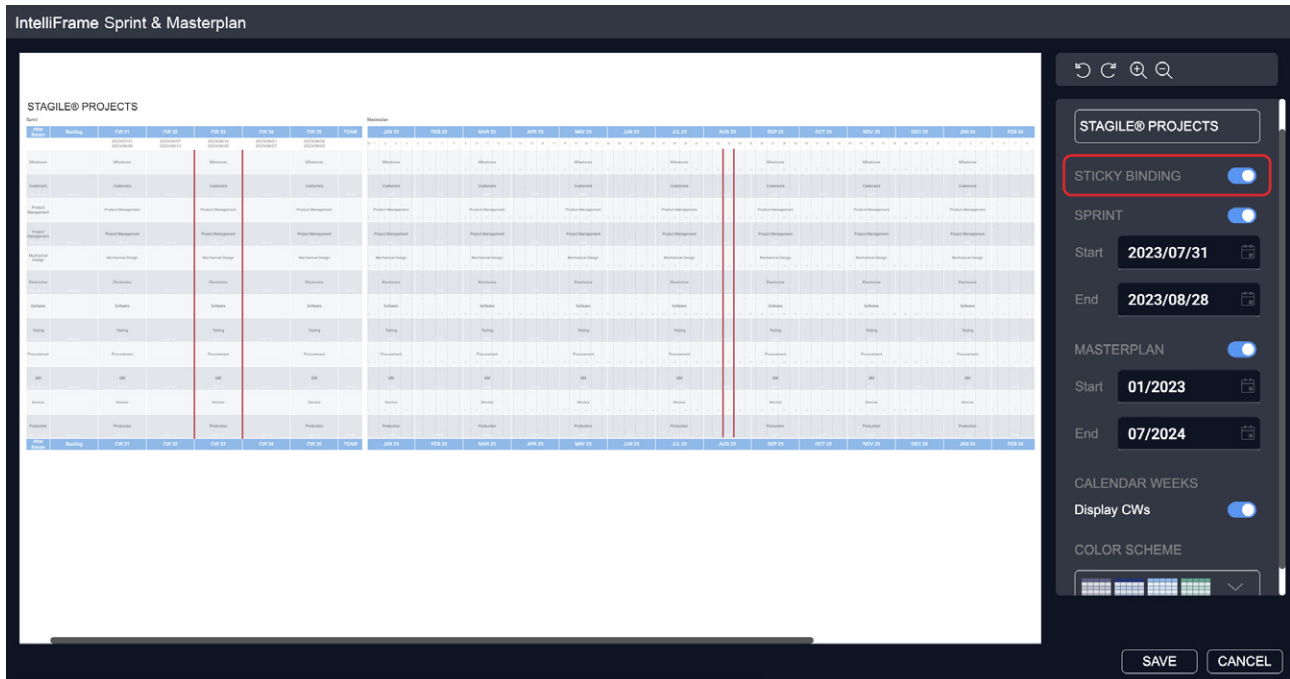
The Spreadsheet IntelliFrame is the second new addition to the IntelliFrame library. It's an absolute all-rounder, which can be adapted for all kinds of use cases, be it a Kanban board, budget planning, project management or other tasks.

The available parameters include:

- title
- footer (optional)
- number of columns
- number of rows
- color scheme

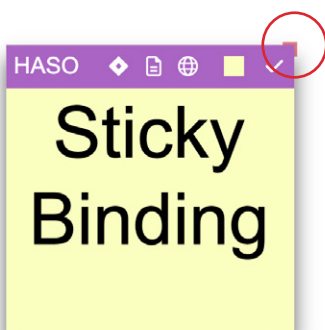
# Sticky Binding

ALEAS BOARD RELEASE #2023-09



“Sticky Binding” is a completely new feature, which will make your project planning more flexible and time-efficient. For now the new function has been added exclusively to the Sprint & Masterplan IntelliFrame, future releases will introduce “Sticky Binding” to additional IntelliFrames.

You can active or de-activate “Sticky Binding” for every Sprint & Masterplan. Once activated, all the stickies you place on the template will be anchored to their current position and will stay within the same table cell whenever you add or move a row or column.

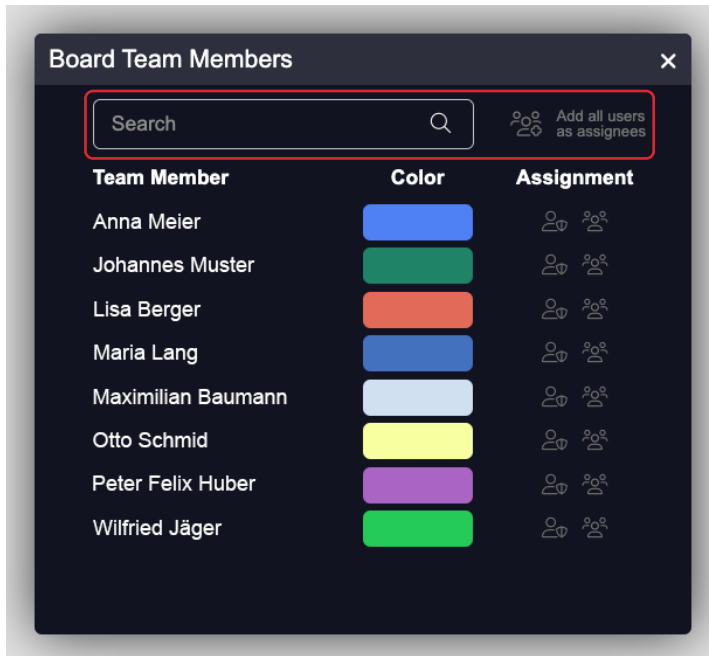


A red chevron in the top right corner of a sticky indicates that “Sticky Binding” has been activated for the template the sticky is placed on. The sticky is anchored to the table cell on which the top right corner of the sticky is positioned.



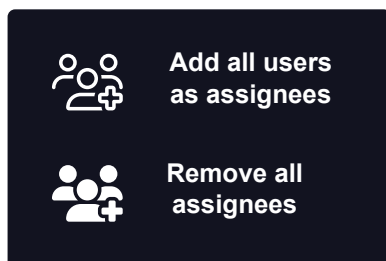
# Board Team Members

ALEAS BOARD RELEASE #2023-09

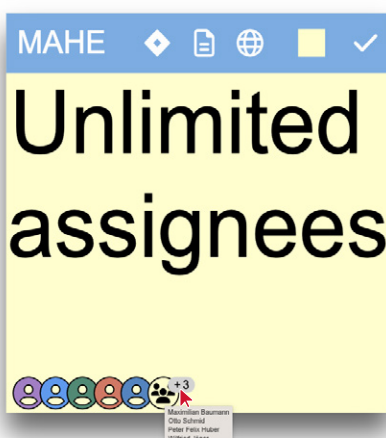


While adding team members to a sticky note you now benefit from two additions to the Board Team Members menu.

We have added a **search bar**, which allows you to quickly search all team members, as well as new option to add an **unlimited number of assignees** to the sticky.



You can use the new “Add all users as assignees” button in order to add the whole team to a sticky with just one click. If all users are already assigned you have the option to “Remove all assignees”.



The first five assignees are displayed in the bottom left corner of your sticky note, as before. Hover your mouse cursor over the “additional assignees” icon in order to see the names of the remaining users.

# New Templates

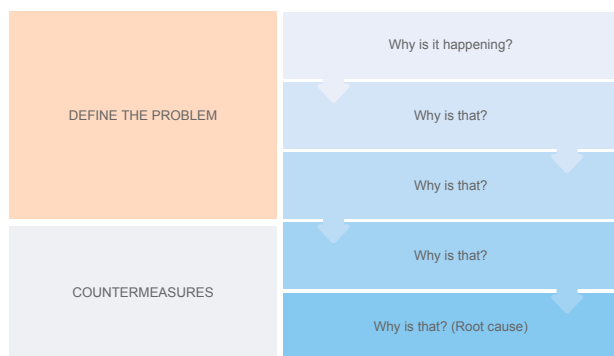
ALEAS BOARD RELEASE #2023-09

We have added a variety of new templates to the Template Manager, which are available for all ALEAS Board users. Most of the new templates can be edited using the integrated Template Editor.

The new templates include for example:

## Root Cause Analysis (5 Whys)

Discover the root causes of problems using the “5 Whys” in order to identify solutions.




ROOT CAUSE ANALYSIS (5 WHYS)  
Note: if the last answer is something you cannot control, go back to the previous response.

© ALEAS AG

## Agile Project Coaching Pitstop


Evaluate the agile mindset, the application of agile methods as well as the usage of agile tools and collect recommendations for improvements.



STAGILE® RETROSPECTIVE © ALEAS AG ALEAS

## Agile Project Findings

Evaluate different aspects of your agile project or organization and derive actions from improvement suggestions.



STAGILE® RETROSPECTIVE © ALEAS AG ALEAS

## Define Team Rules

Template for discussing what would have to happen for it to feel like “working from hell”, expectations and ideas for working together as a team.

